



PRESENTED BY:

AW AccountingWare.

WELCOME TO

Dashboard and Analytics

Marvin Crossnoe



DISCLAIMER

- **This presentation is for information only.**
Evaluate risks before acting on ideas from this session.
- **This presentation contains opinions of the presenters.**
Opinions may not reflect the opinions of AccountingWare.
- **This presentation is proprietary.**
Unauthorized release of this information is prohibited.
Original material is copyright © 2024 AccountingWare.

SESSION INFO



AUDIO / VIDEO

If you cannot hear sound or see the presentation now, adjust or change your settings.



SURVEY

At the end of the session, fill out a quick survey letting us know how we did.



RESOURCES

The slides and a recording will be sent via email.



QUESTIONS

Use the “Questions” panel to chat with the presenters and AccountingWare team.

ABOUT THE PRESENTER



Marvin Crossnoe

Dashboards and Analytics

Agenda

Dashboards

- Classic
- New
- Version 2.0

Analytics

- Graphical Presentation of Financial Data

Goals of Today's Presentation

- 1) Understand the Basic Structure of a Dashboard
- 2) Discover things to populate a Dashboard
- 3) Introduce a new look for Dashboards – Version 2.0
- 4) Introduce Graphical Presentation using Dashboards (Analytics)





Dashboard


Gadgets

Macros

Dashboard is One or More Gadgets

Gadgets are comprised of One or More Macros

Macros are tools to Interface to ActivityHD



Activity System (cnx00-)

CoNetrix

Demo Casa Blanca JPJ

Demo CNX

DemoMRC-JF

DemoMRC-JF1

MRCCCompany

Administration

General Ledger

Bank Reconciliation

Accounts Payable

Accounts Receivable

CRM

Fixed Assets

Payroll / Human Resource

Purchasing

backstage: print cop

MRCCo

Action Lists ▼

AP Manager Audit

AP Manager Information and Links

AP Manager Maintenance

AP Manager Reports

AP Manager Workflow

AP Payments Workflow

AP User Dashboard

AP User Dashboard with Counts and Dollars

AP User Dashboard with Counts and Dollars

Action Macros

Count Macros

Financial Chart:EOY Quick Ratio

Financial Chart:Electrical Expense

Payments Workflow

Process Payroll

Report Macros

Report Macros 1

Report Macros 2

Report Macros 3

Report Macros 4

Reports

Review

Vendor and Invoice Workflow

Visual Financial Explorer

W-9 Audit

External Links ▼

[AccountingWare](#)

click here to access
Dashboard

→ close

Marvin Crossnoe
Thursday, August 22, 2024 9:37:00 AM

AP User Dashboard

Vendors by Creation Date

Filing Status of Individual or Partnership

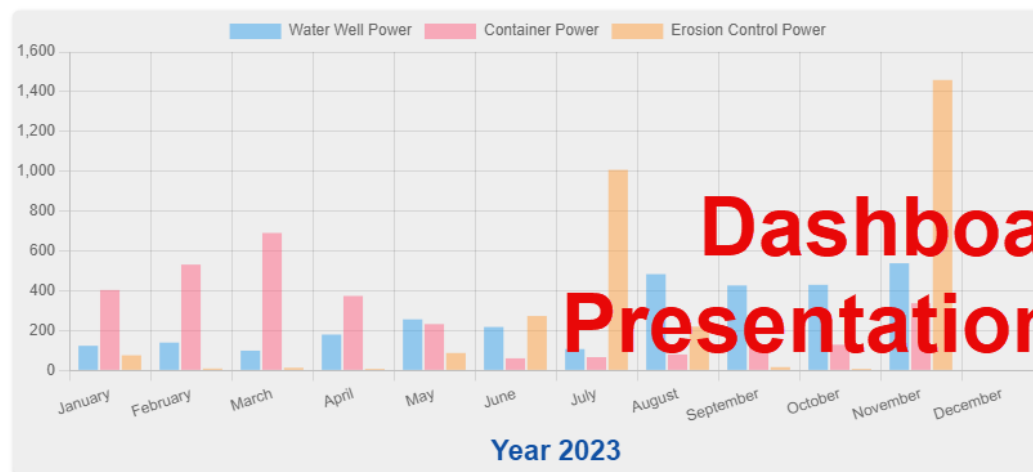
Vendors with no Invoices for prior 2 Years

close close others edit

Electrical Expense

Financial Chart

close close others edit



Dashboard
Presentation Area

Vendor and Invoice Workflow

close close others edit

Vendors

- Create New Vendor
- Vendor Table (132)
- Missing Contacts (44)
- Missing W-9 Form (13)

Invoices

- Enter New Invoice
- Review New Invoices (3) - \$385.38
- [Proof And Merge](#)
- Linked Invoice Analysis

AP User Dashboard

Vendors by Creation Date
Filing Status of Individual or Partnership
Vendors with no Invoices for prior 2 Years

Gadget A

Electrical Expense

Financial Chart



Vendor and Invoice Workflow

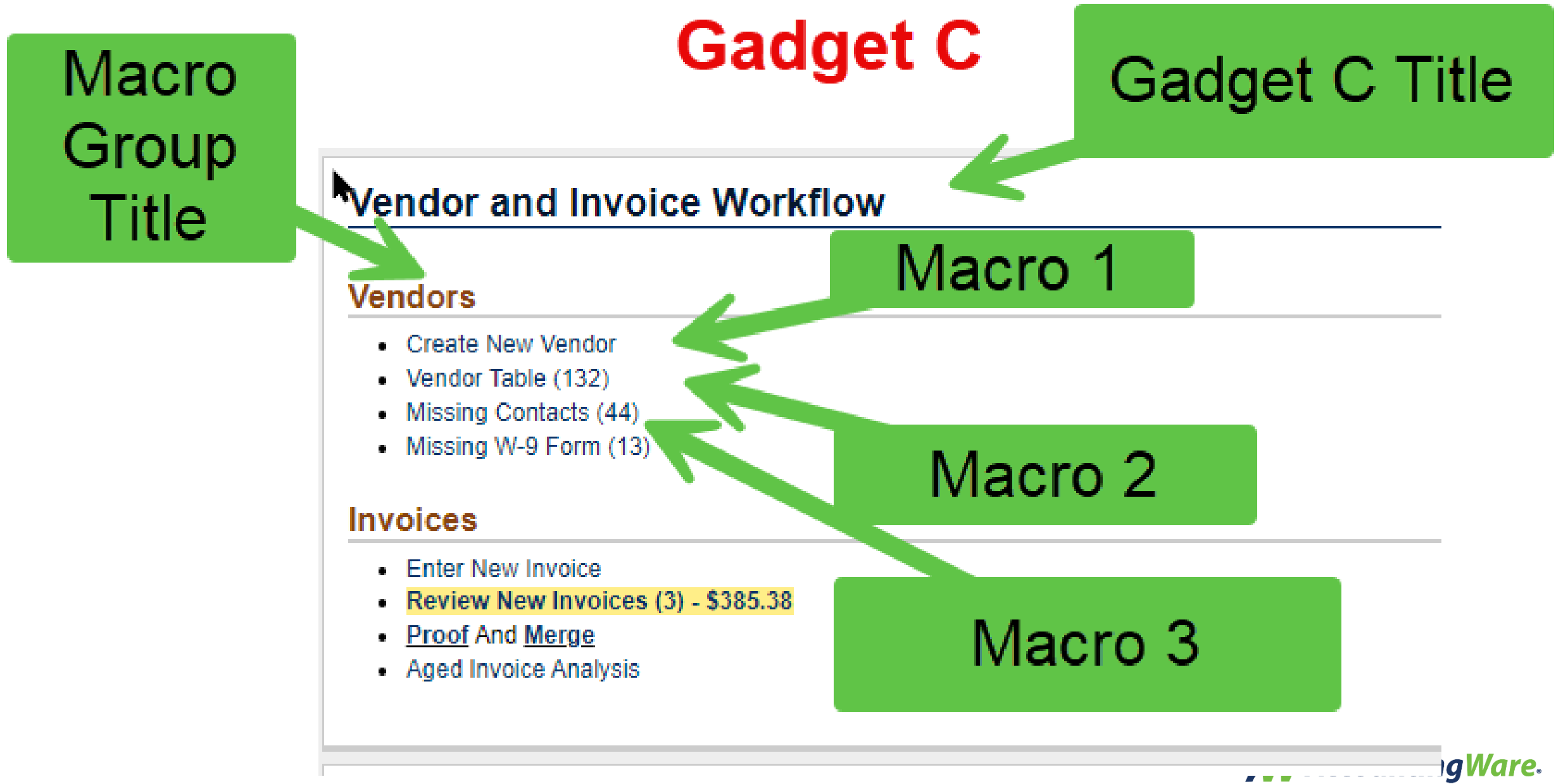
Vendors

- Create New Vendor
- Vendor Table (132)
- Missing Contacts (44)
- Missing W-9 Form (13)

Invoices

- Enter New Invoice

Gadget C



Macros are the Interface mechanism to ActivityHD

To Understand the possibilities inherent in the Dashboard, we must understand the various Macro types

Report

- Run ActivityHD reports

Action

- Get a collection of ActivityHD data
- Do something (take an action)
 1. Merge
 2. Pay
 3. Display

Count

- Adds record count and total of numeric column
- **Counts** and **totals** are “active”

Conclusion



**SUBMIT YOUR
QUESTIONS!**

Next Session

Learning to Streamline Your Payroll Processes

Thursday, August 22
12:30PM (CT)

Elizabeth Hudspeth & Chris Oden

ALL SESSIONS

- Bruce and Grant's Excellent Unboxing Adventure
- Cybersecurity Essentials for Today's Internet Connected World
- Do More With Less: Publishing Financial Designs
- Back to Basics
- General Ledger: Controller Workshop
- The Right Tool for the Job: Automation
- Enhancing Purchasing: Boosting Visibility, Efficiency, and Commitments
- Attributes: Multi-Dimensional Accounting
- New Graphics Capabilities in ActivityHD
- Learning to Streamline Your Payroll Processes
- Mastering Contract Processing: Streamline, Optimize, Manage
- Payroll Problem-Solving: Become a Master of Troubleshooting



Remember to complete the survey!

THANKS FOR JOINING

Dashboard and Analytics

Marvin Crossnoe

mcrossnoe@accountingware.com

