

WELCOME TO

# Why Dimensional Accounting is Crucial for All Industries

Sarah Brewster

*Implementation Specialist*



**AccountingWare.**

1

## Disclaimer

**This presentation is for information only.**

Evaluate risks before acting based on ideas from this presentation.

**This presentation contains opinions of the presenters.**

Opinions may not reflect the opinions of AccountingWare.

**This presentation is proprietary.**

Unauthorized release of this information is prohibited.

Original material is copyright © 2021 AccountingWare.

**AccountingWare.**

2

# Presentation Information



### Audio

We strongly recommend audio using the dial in phone number provided.



### Questions

This session is meant to be interactive. Ask questions at any time.



### Resources

A link to the recording and slides will be sent via email.



3

# Fill out the survey



4

WELCOME TO

# Why Dimensional Accounting is Crucial for All Industries

Sarah Brewster

*Implementation Specialist*



**AccountingWare.**

5

## Agenda

### Dimensional Accounting will help you:

- optimize your chart of accounts
- streamline your operations
- maximize your reporting

Finally - see how **ActivityHD** uses **attributes** to accomplish all the above

**AccountingWare.**


6






What is dimensional accounting? 


**What is dimensional accounting?** 



7


What is dimensional accounting? 

|  |   |   |  |   |
|--|---|---|--|---|
|   |  |        |  |  |
| Alan Moore<br>Diana Wynne Jones<br>Neil Gaiman<br>Ray Bradbury<br>Robert A. Heinlein | Diana Wynne Jones<br>Louisa May Alcott<br>Madeleine L'Engle<br>Neil Gaiman          | Madeleine L'Engle<br>Mike Carey<br>Ray Bradbury<br>Richard Matheson<br>Robert A. Heinlein | Louisa May Alcott<br>Mike Carey<br>Ray Bradbury<br>Richard Matheson                  | Alan Moore<br>Mike Carey<br>Neil Gaiman   |




8

## What is dimensional accounting?



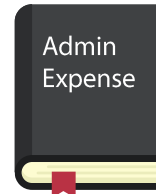
\$100 – Project 1  
\$200 – Project 2  
\$300 – Project 6



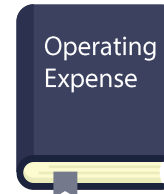
\$2400 – Project 3  
\$1500 – Project 4  
\$800 – Project 5  
\$3300 – Project 6



\$4200 – Project 3  
\$350 – Project 2  
\$6000 – Project 9



\$400 – Project 4  
\$2200 – Project 7  
\$900 – Project 8  
\$100 – Project 9



\$600 – Project 1  
\$700 – Project 2  
\$1500 – Project 6

AccountingWare.

9

## What is dimensional accounting?



### Traditional accounting

- Chart of accounts

Cash 10000  
Bank Fees 50500

XXXX-XX-XXX  
Main – Department – Location

6300-03-200  
Postage – Marketing – Houston

### Dimensional accounting

- Dimensions

Employee Dimension

- sbrewster
- pparker
- tstark

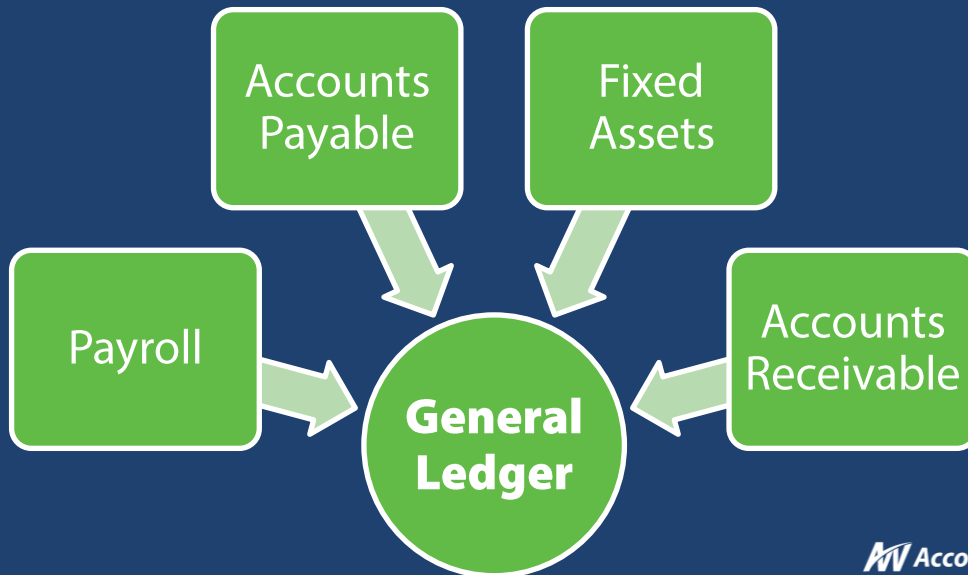
Project Dimension

- Project 1
- Project 2

AccountingWare.

10

## All Dimension Roads Lead to GL



**AccountingWare.**

11

### What is dimensional accounting?



#### Dimensions are...

- customized to fit your organization
- the piece that makes your organization special
- information you want to report on, either financial or operational reporting

#### Dimensions can be...

- Project
- Event
- Profit Center
- Revenue Stream
- Employee
- Location
- Contract

**AccountingWare.**

12

# Dimensional Accounting can help you...



## optimize your chart of accounts

**AccountingWare.**

13

## Optimize CoA – Traditional Accounting

4000 Ticket Sales  
4500 Concession Sales  
5000 Salaries  
5100 Payroll Taxes  
5200 Insurance Expense  
5300 Operating Supplies  
5400 Equipment Rental  
5500 Training Expenses  
6000 Vehicle Expenses  
6100 Advertising Expense  
6200 Legal Expense  
4001 Ticket Sales Performance 1  
4501 Concession Sales Performance 1  
5001 Salaries Performance 1  
5101 Payroll Taxes Performance 1  
5201 Insurance Expense Performance 1  
5301 Operating Supplies Performance 1  
5401 Equipment Rental Performance 1  
5501 Training Expenses Performance 1  
6001 Vehicle Expenses Performance 1  
6101 Advertising Expense Performance 1  
6201 Legal Expense Performance 1  
4002 Ticket Sales Performance 2  
4502 Concession Sales Performance 2  
5002 Salaries Performance 2  
5102 Payroll Taxes Performance 2  
5202 Insurance Expense Performance 2  
5302 Operating Supplies Performance 2  
5402 Equipment Rental Performance 2  
5502 Training Expenses Performance 2  
6002 Vehicle Expenses Performance 2

6102 Advertising Expense Performance 2  
6202 Legal Expense Performance 2  
4003 Ticket Sales Performance 3  
4503 Concession Sales Performance 3  
5003 Salaries Performance 3  
5103 Payroll Taxes Performance 3  
5203 Insurance Expense Performance 3  
5303 Operating Supplies Performance 3  
5403 Equipment Rental Performance 3  
5503 Training Expenses Performance 3  
6003 Vehicle Expenses Performance 3  
6103 Advertising Expense Performance 3  
6203 Legal Expense Performance 3  
4004 Ticket Sales Performance 4  
4504 Concession Sales Performance 4  
5004 Salaries Performance 4  
5104 Payroll Taxes Performance 4  
5204 Insurance Expense Performance 4  
5304 Operating Supplies Performance 4  
5404 Equipment Rental Performance 4  
5504 Training Expenses Performance 4  
6004 Vehicle Expenses Performance 4  
6104 Advertising Expense Performance 4  
6204 Legal Expense Performance 4  
4005 Ticket Sales Performance 5  
4505 Concession Sales Performance 5  
5005 Salaries Performance 5  
5105 Payroll Taxes Performance 5  
5205 Insurance Expense Performance 5  
5305 Operating Supplies Performance 5  
5405 Equipment Rental Performance 5

5505 Training Expenses Performance 5  
6005 Vehicle Expenses Performance 5  
6105 Advertising Expense Performance 5  
6205 Legal Expense Performance 5  
4006 Ticket Sales Performance 6  
4506 Concession Sales Performance 6  
5006 Salaries Performance 6  
5106 Payroll Taxes Performance 6  
5206 Insurance Expense Performance 6  
5306 Operating Supplies Performance 6  
5406 Equipment Rental Performance 6  
5506 Training Expenses Performance 6  
6006 Vehicle Expenses Performance 6  
6106 Advertising Expense Performance 6  
6206 Legal Expense Performance 6  
4007 Ticket Sales Performance 7  
4507 Concession Sales Performance 7  
5007 Salaries Performance 7  
5107 Payroll Taxes Performance 7  
5207 Insurance Expense Performance 7  
5307 Operating Supplies Performance 7  
5407 Equipment Rental Performance 7  
5507 Training Expenses Performance 7  
6007 Vehicle Expenses Performance 7  
6107 Advertising Expense Performance 7  
6207 Legal Expense Performance 7  
4008 Ticket Sales Performance 8  
4508 Concession Sales Performance 8  
5008 Salaries Performance 8  
5108 Payroll Taxes Performance 8  
5208 Insurance Expense Performance 8

5308 Operating Supplies Performance 8  
5408 Equipment Rental Performance 8  
5508 Training Expenses Performance 8  
6008 Vehicle Expenses Performance 8  
6108 Advertising Expense Performance 8  
6208 Legal Expense Performance 8  
4009 Ticket Sales Performance 9  
4509 Concession Sales Performance 9  
5009 Salaries Performance 9  
5109 Payroll Taxes Performance 9  
5209 Insurance Expense Performance 9  
5309 Operating Supplies Performance 9  
5409 Equipment Rental Performance 9  
5509 Training Expenses Performance 9  
6009 Vehicle Expenses Performance 9  
6109 Advertising Expense Performance 9  
6209 Legal Expense Performance 9  
4010 Ticket Sales Performance 10  
4510 Concession Sales Performance 10  
5010 Salaries Performance 10  
5110 Payroll Taxes Performance 10  
5210 Insurance Expense Performance 10  
5310 Operating Supplies Performance 10  
5410 Equipment Rental Performance 10  
5510 Training Expenses Performance 10  
6010 Vehicle Expenses Performance 10  
6110 Advertising Expense Performance 10  
6210 Legal Expense Performance 10

**AccountingWare.**

14

## Optimize CoA – Traditional Accounting

### Chart of Accounts

4000 Ticket Sales  
 4500 Concession Sales  
 5000 Salaries  
 5100 Payroll Taxes  
 5200 Insurance Expense  
 5300 Operating Supplies  
 5400 Equipment Rental  
 5500 Training Expenses  
 6000 Vehicle Expenses  
 6100 Advertising Expense  
 6200 Legal Expense

4001 Ticket Sales Performance 1  
 4501 Concession Sales Performance 1  
 5001 Salaries Performance 1  
 5101 Payroll Taxes Performance 1  
 5201 Insurance Expense Performance 1  
 5301 Operating Supplies Performance 1  
 5401 Equipment Rental Performance 1  
 5501 Training Expenses Performance 1  
 6001 Vehicle Expenses Performance 1  
 6101 Advertising Expense Performance 1  
 6201 Legal Expense Performance 1

 AccountingWare.

15

## Optimize CoA – Dimensional Accounting

### Chart of Accounts

4000 Ticket Sales  
 4500 Concession Sales  
 5000 Salaries  
 5100 Payroll Taxes  
 5200 Insurance Expense  
 5300 Operating Supplies  
 5400 Equipment Rental  
 5500 Training Expenses  
 6000 Vehicle Expenses  
 6100 Advertising Expense  
 6200 Legal Expense

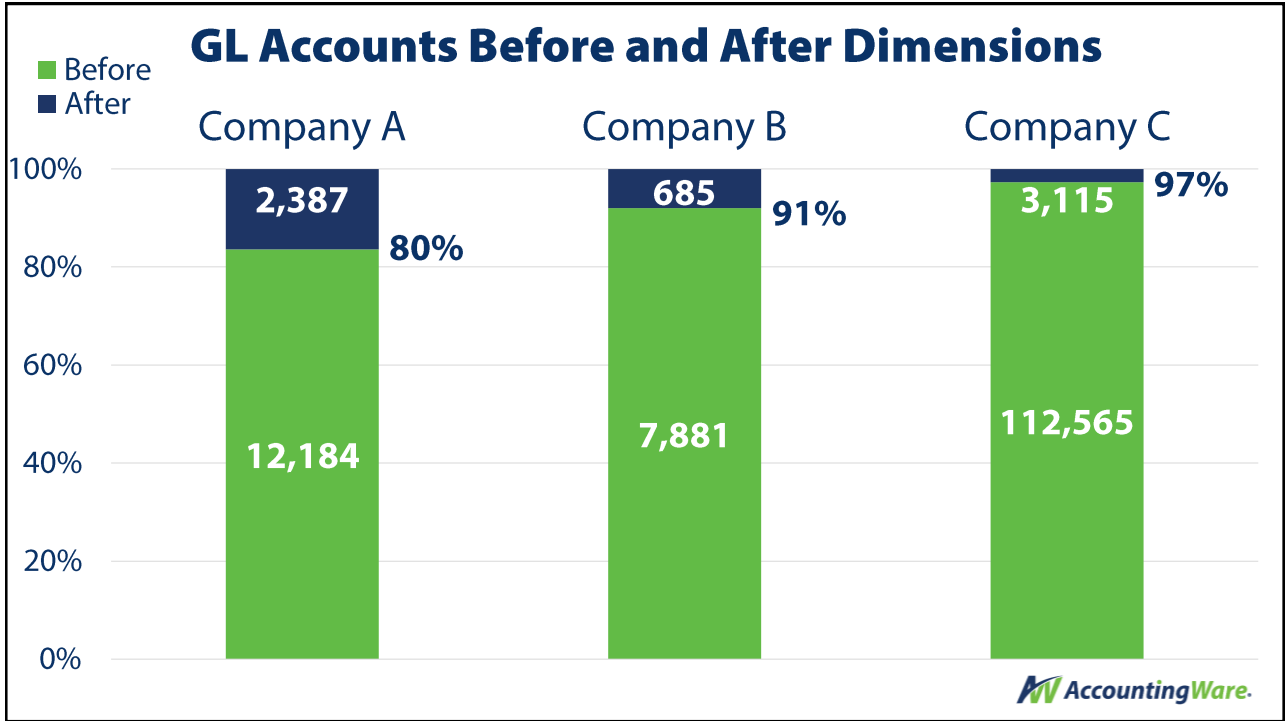
### Performance Dimension

Performance 1  
 Performance 2  
 Performance 3  
 Performance 4  
 Performance 5  
 Performance 6  
 Performance 7  
 Performance 8  
 Performance 9  
 Performance 10

 AccountingWare.

16





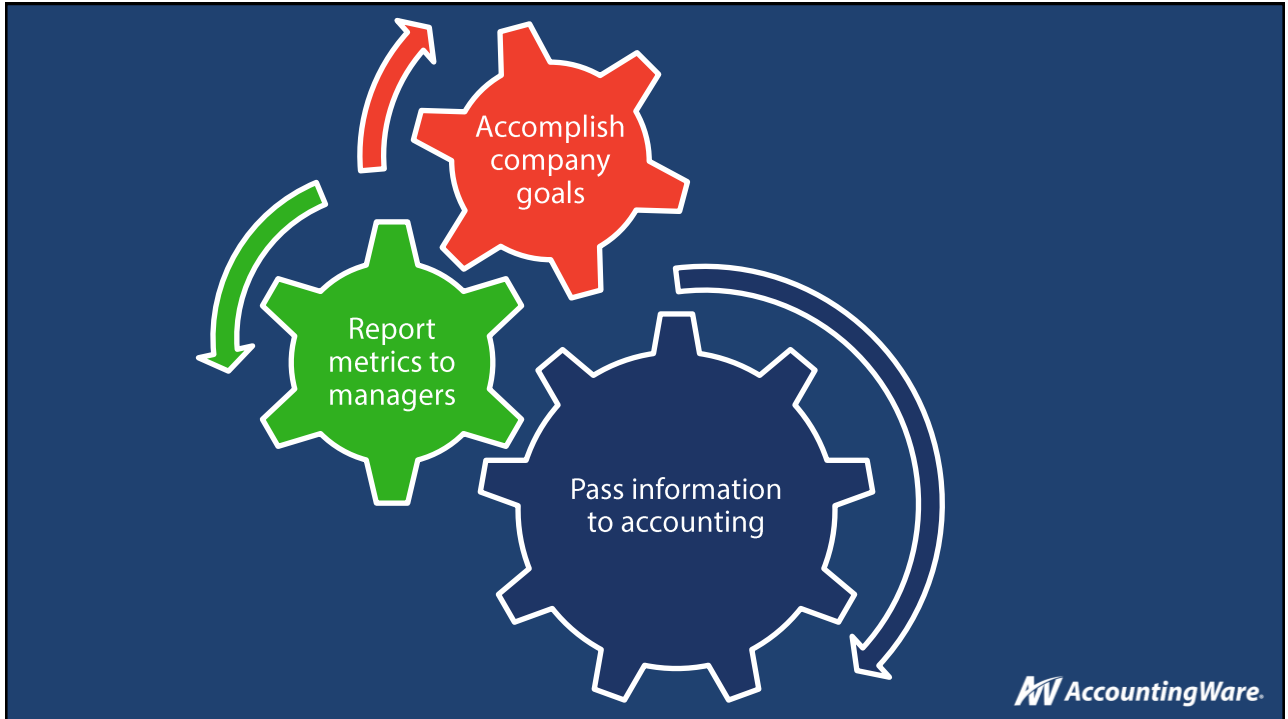
17

# Dimensional Accounting can help you...

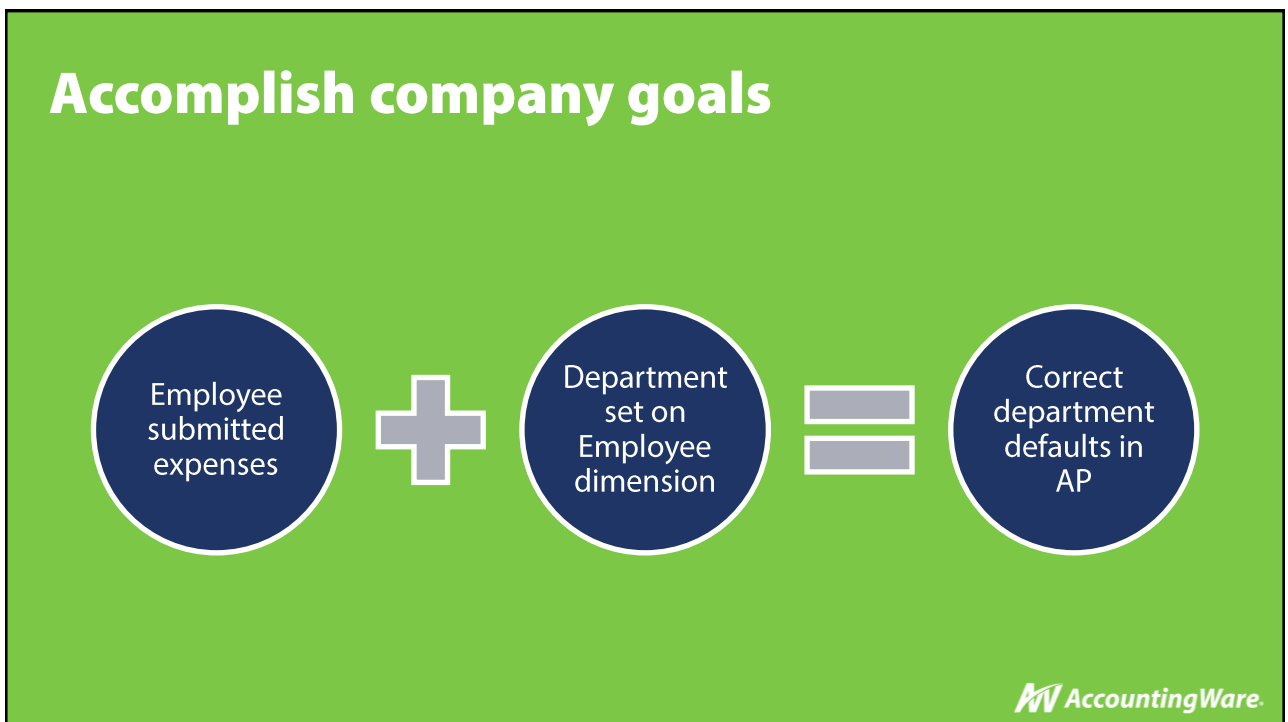
streamline your operations

**AccountingWare.**

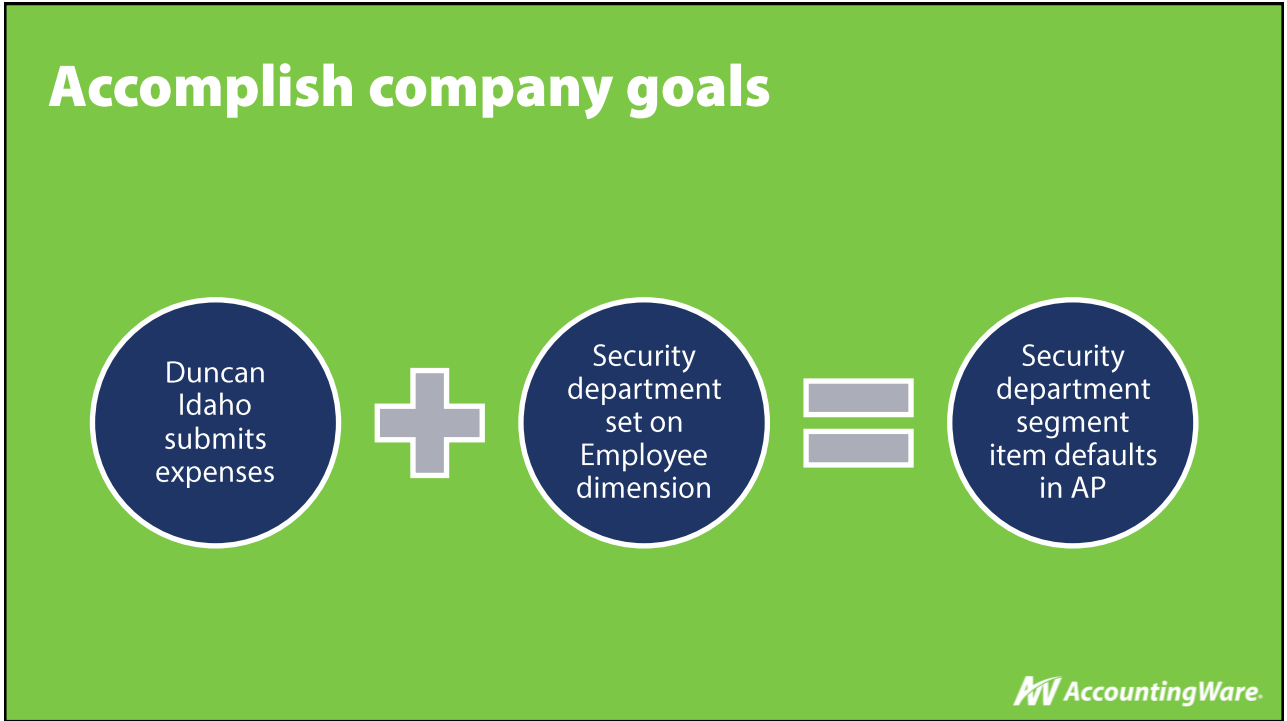
18



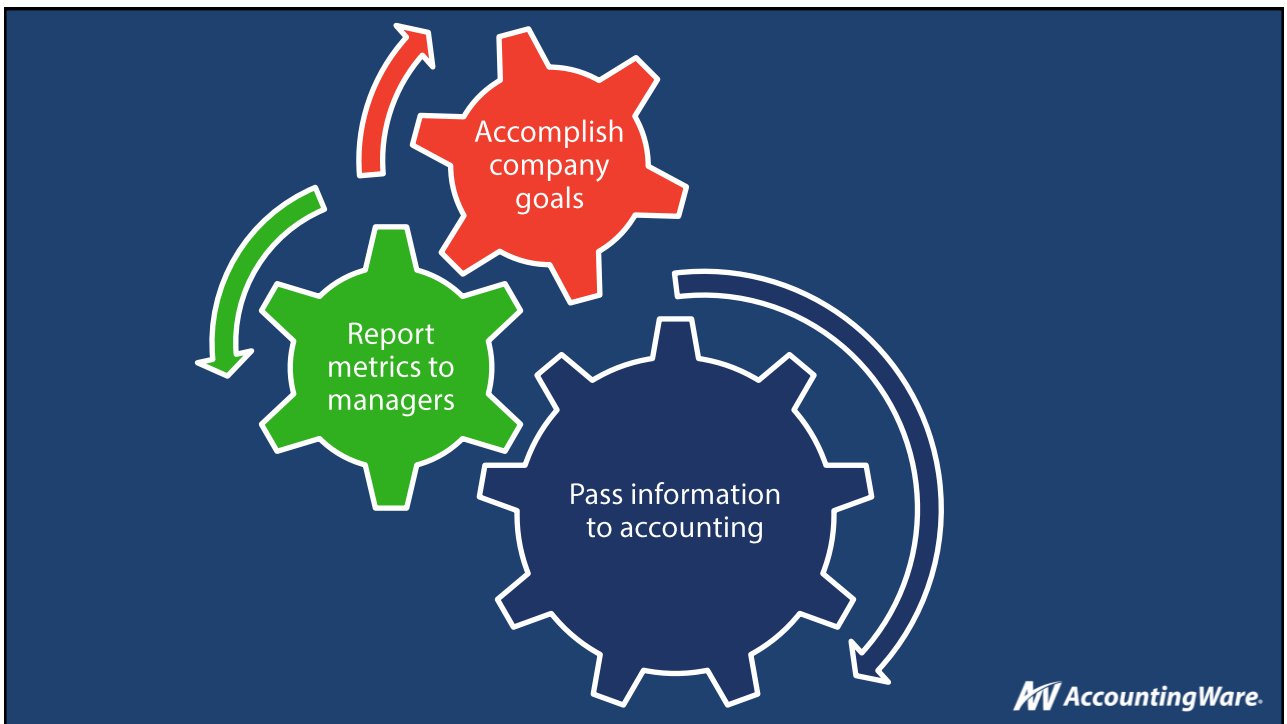
19



20



21



22

# Report metrics to managers



*AccountingWare.*

23



*AccountingWare.*

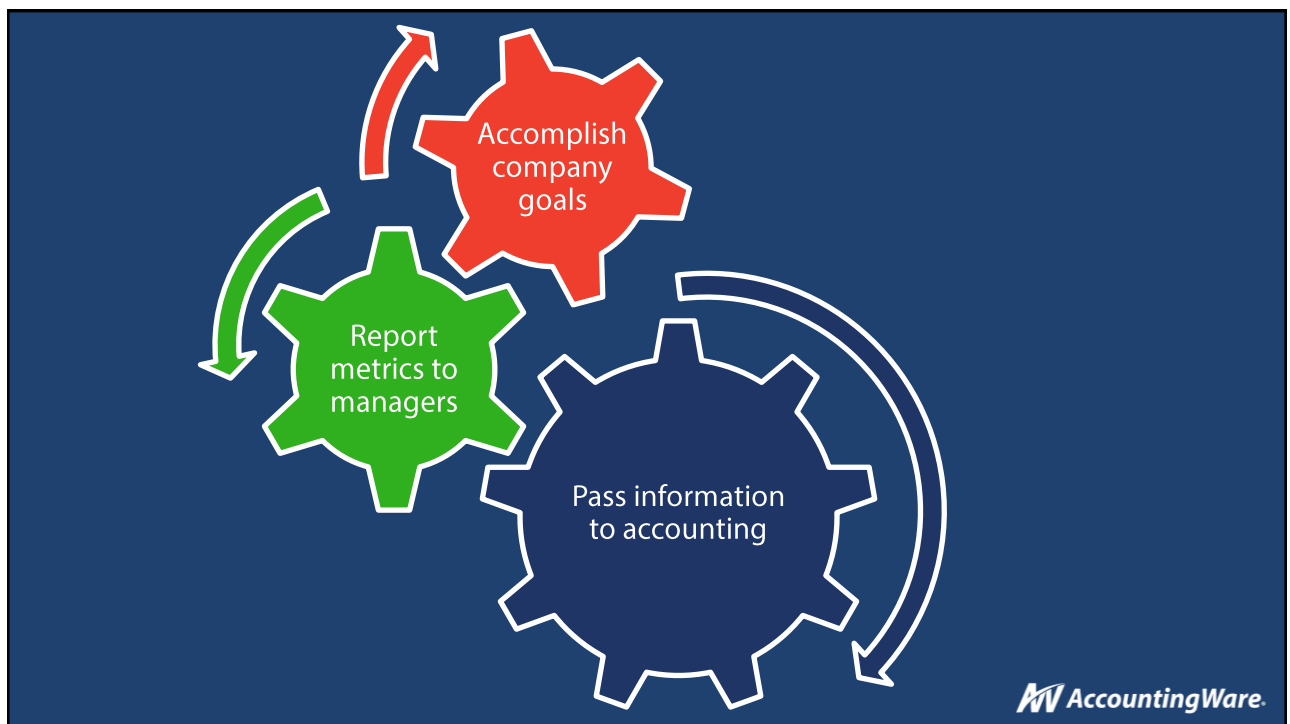
24

## Pass information to accounting



**AccountingWare.**

25



**AccountingWare.**

26

# Dimensional Accounting can help you...

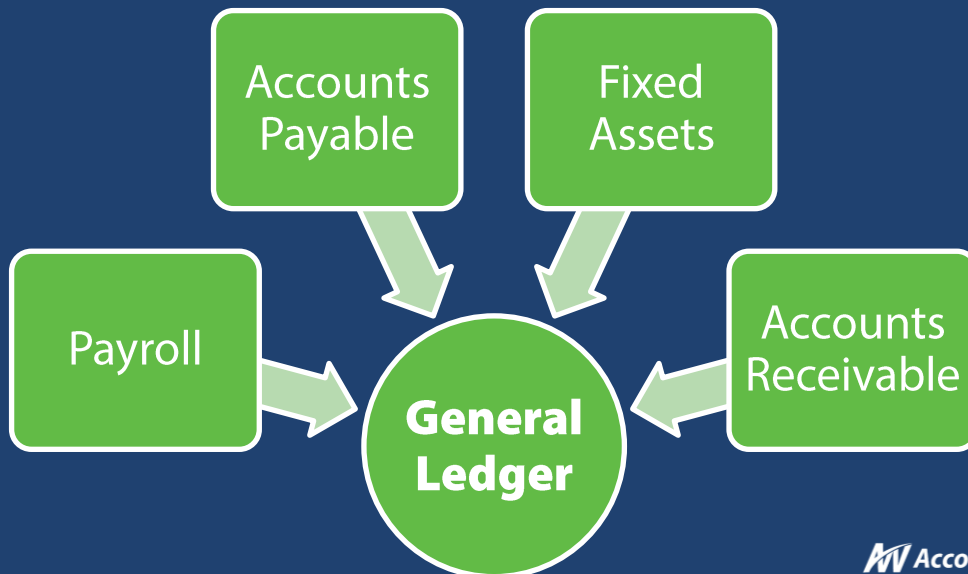


maximize your reporting

 AccountingWare.

27

## All Dimension Roads Lead to GL



 AccountingWare.

28

# Employee Pay vs. Revenues

## Check Lines

Demo Casa Blanca IA2019 LMB  
nQa -Lori Bogart

Page 1  
4/24/2019 2:04:44PM

| PRCode                                    | Lines | Source        | Result                      |
|---|-------|---------------|-----------------------------|
| Pay,C.Day1.MEL.TX - Contract Pays, Day Le | 8     | 8             | 1,088.00                    |
| Pay,C.Day2.MEL.TX - Contract Pays, Day Le | 8     | 8             | 1,088.00                    |
| Pay,C.PerDiem1.MEL.00 - Contract Pays, Pe | 2     | 8             | 864.00                      |
| Pay,C.PerDiem2.MEL.00 - Contract Pays, Pe | 2     | 8             | 864.00                      |
| Pay,C.Veh1.MEL.00 - Contract Pays, Vehicl | 2     | 8             | 760.00                      |
| Pay,C.Veh2.MEL.00 - Contract Pays, Vehicl | 2     | 8             | 760.00                      |
| Lines: 24                                 |       | Pay: 5,424.00 | Ded: Tax: Stat: 48 5,424.00 |

## Employee Revenues

12/1/2018 through 12/31/2018

Demo Casa Blanca IA2019 LMB  
nQa -Lori Bogart

Wednesday, April 24, 2019 2:07:4  
Pg

|                 | Quantity   | Amount          |
|-----------------|------------|-----------------|
| Auto Charge     | 9          | 935.00          |
| Computer Rental | 2          | 140.00          |
| Mileage         | 123        | 68.27           |
| Per Diem        | 9          | 1,095.00        |
| Phone Expense   | 2          | 130.00          |
| Project Manager | 4          | 980.00          |
| Supervisor      | 5          | 1,075.00        |
| <b>Total:</b>   | <b>154</b> | <b>4,423.27</b> |

 \$4,423.27  
 \$5,424.00

 AccountingWare.

29

# Employee Expenses vs. Revenues

## GL Summary Report

(No Begin Date - No End Date)  
Unit: \$ (Dollars)

Demo Casa Blanca IA2020 SEB  
Sarah Brewster

Page 1  
9/13/2021 12:22:00PM

| Main                               | Debit     | Credit     | Net Activity |
|------------------------------------|-----------|------------|--------------|
| <b>Employee: pparker</b>           |           |            |              |
| <b>ISSum: E-Expense</b>            |           |            |              |
| 5000-Employee Compensation         | 3,180.00  |            | 3,180.00     |
| 5020-Other Compensation            | 265.00    |            | 265.00       |
| 5100-Vehicle Allowance             | 1,380.00  |            | 1,380.00     |
| 5110-Per Diem                      | 1,824.00  |            | 1,824.00     |
| 5200-Payroll Taxes                 | 377.24    |            | 377.24       |
| 5750-Networking Parts              | 19,234.80 |            | 19,234.80    |
| ISSum: E-Expense                   | 26,261.04 |            | 26,261.04    |
| <b>ISSum: R-Revenue</b>            |           |            |              |
| 4000-Sale of Labor                 |           | 466,237.53 | 466,237.53   |
| 4100-Sale of Vehicle Allowance     |           | 1,575.00   | 1,575.00     |
| 4200-Sale of Per Diem              |           | 900.00     | 900.00       |
| 4400-Sale of Reimbursable Expenses |           | 1,725.00   | 1,725.00     |
| ISSum: R-Revenue                   |           | 470,437.53 | 470,437.53   |
| <b>Employee: pparker</b>           | 26,261.04 | 470,437.53 | 444,176.49   |

 AccountingWare.

30

# Project Actual vs Budget

| <b>Bogart's Casa Blanca, Inc.</b> |                |                |                 |
|-----------------------------------|----------------|----------------|-----------------|
| Income Statement Comparative      |                |                |                 |
| Year to Date July 31, 2021        |                |                |                 |
| City Projects                     |                |                |                 |
| <b>Revenue</b>                    | <b>Actual</b>  | <b>Budget</b>  | <b>Variance</b> |
| Sale of Parts                     | \$ 422         | \$ 2,000       | \$ 1,579        |
| Sales of Labor                    | 200,886        | 150,000        | (50,886)        |
| Sale of Reimbursable Expenses     | 28,896         | 25,000         | (3,896)         |
| Sale of Mileage                   | -              | 500            | 500             |
| Sale of Per Diem                  | 2,805          | 3,000          | 195             |
| Sale of Vehicle Allowance         | 5,052          | 6,000          | 949             |
| <b>Total Revenue</b>              | <b>238,059</b> | <b>186,500</b> | <b>(51,559)</b> |
| <b>Expenses</b>                   |                |                |                 |
| Administrative Expenses           | -              | 2,500          | 2,500           |
| Operating Expenses                | 11,025         | 10,000         | (1,025)         |
| Payroll and Benefit Expense       | 73,181         | 60,000         | (13,181)        |
| Misc Expenses                     | -              | 6,000          | 6,000           |
| <b>Total Expenses</b>             | <b>84,206</b>  | <b>78,500</b>  | <b>(5,706)</b>  |



31

# Event Profit & Loss

| <b>Bogart's Casa Blanca, Inc.</b> |                 |
|-----------------------------------|-----------------|
| Ice Cream Social 2021             |                 |
| <b>Revenue</b>                    | <b>Actual</b>   |
| Sales                             | \$ 6,423        |
| Rental Income                     | 1,725           |
| Expense Reimbursements            | 900             |
| <b>Total Revenue</b>              | <b>9,048</b>    |
| <b>Expenses</b>                   |                 |
| Operating Expenses                | 2,485           |
| Deposits and Other Fees           | 532             |
| Payroll and Benefit Expenses      | 4,215           |
| <b>Total Expenses</b>             | <b>7,232</b>    |
| <b>Net Income</b>                 | <b>\$ 1,816</b> |



32



# Project Revenue and Expense

| <b>GL Summary Report</b>                                 |          |           |                     |
|--|----------|-----------|---------------------|
| Project Attribute - IS Sum Totals (1/1/2020 - 9/30/2020) |          |           |                     |
| Unit: \$ (Dollars)                                       |          |           |                     |
| Demo Casa Blanca IA2020 LMB<br>nQa -Lori Bogart          |          | 9/21/2020 | Page 1<br>3:36:34PM |
| ISGroup  | Debit    | Credit    | Net Activity        |
| <b>Project: ABC-ABC Communications</b>                   |          |           |                     |
| 1REV-Revenues  |          | 67,830.00 | 67,830.00           |
| 2EXP-Expenses  | 9,279.27 |           | 9,279.27            |
| Project: ABC-ABC Communications                          | 9,279.27 | 67,830.00 | 58,550.73           |
| <b>Project: Antioch-Antioch, Ca</b>                      |          |           |                     |
| 1REV-Revenues  |          | 14,193.90 | 14,193.90           |
| Project: Antioch-Antioch, Ca                             |          | 14,193.90 | 14,193.90           |
| <b>Project: Bryant -Bryant Realty</b>                    |          |           |                     |
| 1REV-Revenues  |          | 5.00      | 5.00                |
| 2EXP-Expenses  | 5.00     |           | 5.00                |
| Project: Bryant -Bryant Realty                           | 5.00     | 5.00      | 0.00                |
| <b>Project: Creative -Creative Events</b>                |          |           |                     |
| 1REV-Revenues  |          | 9,327.76  | 9,327.76            |
| 2EXP-Expenses  | 8,315.09 |           | 8,315.09            |
| Project: Creative -Creative Events                       | 8,315.09 | 9,327.76  | 1,012.67            |
| <b>Project: Demolition- Demolition</b>                   |          |           |                     |



33

# Project Expenses

| <b>GL Summary Report</b>                      |           |           |                     |
|---|-----------|-----------|---------------------|
| (No Begin Date - No End Date)                 |           |           |                     |
| Unit: \$ (Dollars)                            |           |           |                     |
| Demo Casa Blanca IA2020 SEB<br>Sarah Brewster |           | 9/13/2021 | Page 1<br>4:05:32PM |
| Main  | Debit     | Credit    | Net Activity        |
| <b>Project: ABC</b>                           |           |           |                     |
| 5000-Employee Compensation                    | 3,180.00  |           | 3,180.00            |
| 5020-Other Compensation                       | 265.00    |           | 265.00              |
| 5100-Vehide Allowance                         | 1,380.00  |           | 1,380.00            |
| 5110-Per Diem                                 | 1,824.00  |           | 1,824.00            |
| 5200-Payroll Taxes                            | 377.24    |           | 377.24              |
| 5750-Networking Parts                         | 19,234.80 |           | 19,234.80           |
| Project: ABC                                  | 26,261.04 |           | 26,261.04           |
| <b>Project: Creative</b>                      |           |           |                     |
| 6010-Car & Truck Expense                      | 2,000.00  |           | 2,000.00            |
| Project: Creative                             | 2,000.00  |           | 2,000.00            |
| <b>Project: Demolition</b>                    |           |           |                     |
| 5850-Equipment Rental                         | 3,925.00  |           | 3,925.00            |
| 6080-Permit & Licensing Fees                  | 1,000.00  |           | 1,000.00            |
| Project: Demolition                           | 4,925.00  |           | 4,925.00            |
| <b>Project: Gallery</b>                       |           |           |                     |
| 5850-Equipment Rental                         | 2,890.00  |           | 2,890.00            |
| Project: Gallery                              | 2,890.00  |           | 2,890.00            |
| <b>Project: Henshall</b>                      |           |           |                     |
| 5000-Employee Compensation                    | 3,300.00  |           | 3,300.00            |
| 5020-Other Compensation                       | 330.00    |           | 330.00              |
| 5100-Vehide Allowance                         | 2,200.00  |           | 2,200.00            |
| 5110-Per Diem                                 | 2,300.00  |           | 2,300.00            |
| 5200-Payroll Taxes                            | 277.70    |           | 277.70              |
| Project: Henshall                             | 8,407.70  |           | 8,407.70            |



34

# Trial Balance by Location

| Trial Balance<br>(9/1/2020 - 9/30/2020)<br>Unit Of Measure: \$ |                   |                                       |                  |                  |                  |
|--|-------------------|---------------------------------------|------------------|------------------|------------------|
| Demo Casa Blanca IA2020 LMB                                    |                   | Monday, September 21, 2020 11:38:17AM |                  |                  |                  |
| nQa -Lori Bogart   |                   | Page 1                                |                  |                  |                  |
| Account  | Beginning Balance | Debits                                | Credits          | Net Activity     | Ending Balance   |
| <b>Location: 0951</b>  |                   |                                       |                  |                  |                  |
| 5320-1-000-01-A Non-Billable Reimbursements - Alpha            | 100.00            |                                       |                  | 0.00             | 100.00           |
| 5800-1-000-01-A Operating Supplies - Alpha                     | 2,750.00          |                                       |                  | 0.00             | 2,750.00         |
| 6140-0-000-01-A Telephone Expense - Alpha                      | 1,850.00          |                                       |                  | 0.00             | 1,850.00         |
| <b>Location: 0951 Totals</b>                                   | <b>4,700.00</b>   |                                       |                  | <b>0.00</b>      | <b>4,700.00</b>  |
| <b>Location: 1005</b>  |                   |                                       |                  |                  |                  |
| 1500-0-000-03-A Furniture and Fixtures - Chi                   | 3,750.00          |                                       |                  | 0.00             | 3,750.00         |
| 4000-1-ACM-01-A Sales Labor - Svc - Acme Co                    | 150.00            |                                       |                  | 0.00             | 150.00           |
| 4000-1-FLD-02-A Sales Labor - Svc - Fieldman Svc               | 34,000.00         |                                       | 13,600.00        | 13,600.00        | 47,600.00        |
| 4000-1-LEA-02-A Sales Labor - Svc - Leander Const              | 21,000.00         |                                       | 8,400.00         | 8,400.00         | 29,400.00        |
| 4100-1-LEA-02-A Sales Vehicle - Svc - Leander Const            | 15,000.00         |                                       | 6,000.00         | 6,000.00         | 21,000.00        |
| 5130-1-TRU-01-A Billable Reimb - Svc - Truman Svc              | 820.66            |                                       |                  | 0.00             | 820.66           |
| 5850-5-LEA-02-A Equip Rental - Leander Const - Beta            | 3,750.00          | 0.00                                  |                  | 0.00             | 3,750.00         |
| 6010-0-000-01-A Car & Truck Expense - Alpha                    | 7,000.00          |                                       |                  | 0.00             | 7,000.00         |
| 6080-0-000-01-A Permit & Licensing Fees - Alpha                | 2,000.00          |                                       |                  | 0.00             | 2,000.00         |
| 6180-0-000-02-A Office Supplies Expense - Beta                 | 788.34            |                                       |                  | 0.00             | 788.34           |
| 6210-0-000-02-A Air Freight - Beta                             | 144.55            |                                       |                  | 0.00             | 144.55           |
| 6220-0-000-01-A Insurance - Fire & Hazard - Alpha              | 186.41            |                                       |                  | 0.00             | 186.41           |
| 6240-0-000-01-A Insurance - General Liability - Alpha          | 24.24             |                                       |                  | 0.00             | 24.24            |
| <b>Location: 1005 Totals</b>                                   | <b>51,685.80</b>  | <b>0.00</b>                           | <b>28,000.00</b> | <b>28,000.00</b> | <b>79,685.80</b> |

AccountingWare.

35

# GL Reports

## Project Windell

### 6180-0-000-01-A

### Office Supplies Expense - Alpha

0.00

|                        |  |                  |                                      |                 |             |
|------------------------|--|------------------|--------------------------------------|-----------------|-------------|
| 5/6/2020               | Summarized AP Invoices                 | Invoices         | AP-Invoice                           | 642.78          |             |
| 5/6/2020               | Quill.com Invoice: 4995465             | PO: vasquezlonna | Office supplies - order #23935780    |                 | 642.78      |
| 5/25/2020              | Summarized AP Invoices                 | Invoices         | AP-Invoice                           | 596.75          |             |
| 5/25/2020              | Staples Credit Plan Invoice: 032012    | PO: 25           | Office Supplies                      |                 | 596.75      |
| 7/19/2020              | Summarized AP Invoices                 | Invoices         | AP-Invoice                           | 248.75          |             |
| 7/19/2020              | Staples Credit Plan Invoice: 032012    | PO: 25           | Office Supplies                      |                 | 248.75      |
| 7/23/2020              | Summarized AP Invoices                 | Invoices         | AP-Invoice                           | 375.48          |             |
| 7/23/2020              | Cartridge Plus, Inc. Invoice: 155117   |                  | Order Toner                          |                 | 375.48      |
| 8/4/2020               | Summarized AP Invoices                 | Invoices         | AP-Invoice                           | 754.74          |             |
| 8/4/2020               | Cartridge Plus, Inc. Invoice: 156984   |                  | Order Toner                          |                 | 754.74      |
| 8/12/2020              | Summarized AP Invoices                 | Invoices         | AP-Invoice                           | 95.28           |             |
| 8/12/2020              | Baker Office Products Invoice: 66897-0 |                  | Office Supplies - paper and scissors |                 | 95.28       |
| <b>6180-0-000-01-A</b> |  | <b>Net:</b>      | <b>2,713.78</b>                      | <b>2,713.78</b> | <b>0.00</b> |
| <b>Project Windell</b> |  | <b>Net:</b>      | <b>2,713.78</b>                      | <b>2,713.78</b> | <b>0.00</b> |

AccountingWare.

36

# How ActivityHD does Dimensional Accounting



**AccountingWare.**

37



**AccountingWare.**

38

## Fill out the survey

Thank you!

Help us get better  
at helping you!



 AccountingWare.

39

THANKS FOR JOINING

## Why Dimensional Accounting is Crucial for All Industries

**ACTiViTYHD**  
*accounting in high definition*



Go to [accountingware.com](https://accountingware.com) or email [info@accountingware.com](mailto:info@accountingware.com) for more information

 AccountingWare.

40